



HED1型柱塞压力继电器 HED1 PISTON PRESSURE SWITCH

(一) 功能说明

1、HED1型液—电压力继电器为柱塞压力继电器。

其组成包括：壳体(1)，微动开关(2)，调节螺钉(3)，芯棒(4)，柱塞(5)和弹簧(6)。

2、它可用来根据系统压力切断或接通电路。被监控的压力作用在柱塞(5)上，柱塞(5)支撑芯棒(4)并克服弹簧(6)连续可变的力，芯棒(4)将柱塞(5)的位移传递给微动开关(2)，使电路按设计要求断开或接通，机械挡块(7)保护继电器免遭超压引起的损坏。

3、切换压力的调节

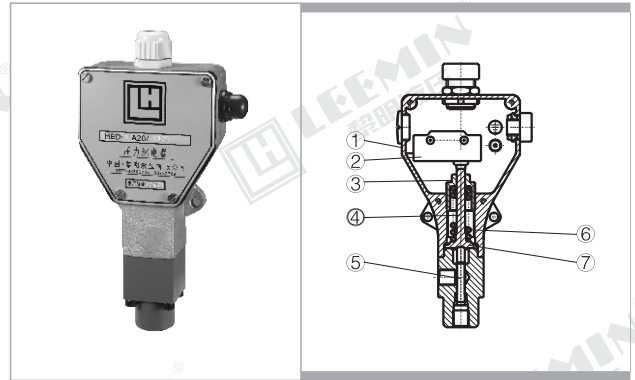
为了调节切换压力，首先必须拆下铭牌(8)，并松开无头螺钉(9)，旋转调节螺钉(3)来设定切换压力(顺时针旋转提高切换压力)。最后必须用无头螺钉(9)使调节螺钉(3)定位，并重新安上铭牌(8)。

FUNCTION

1、HED1 series hydraulic-electric pressure switch is a piston type one.

It is composed of bowl (1), micro-switch (2), adjusting screw (3), plug (4), piston (5) and spring (6).

2、It is used for turning on or off a circuit depending on pressure. Controlled pressure is applied on piston (5) which will push plug (4) to overcome changeable force of spring (6), plug (4) transfers the displacement of piston (5) to micro-switch (2) so that the circuit could be turned on or off as specified, dog (7)



can protect the relay from damage caused by over pressure.

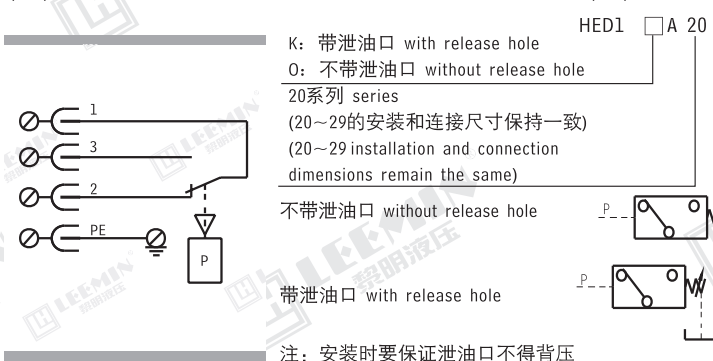
3、Adjusting change-over pressure

To adjust change-over pressure, remove the mark plate firstly and loosen endless screw (9). Then change-over pressure can be set by turning adjusting screw (3) (clockwise rotation increases the pressure). At last, position adjusting screw (3) again with endless screw (9) and screw the mark plate (8).

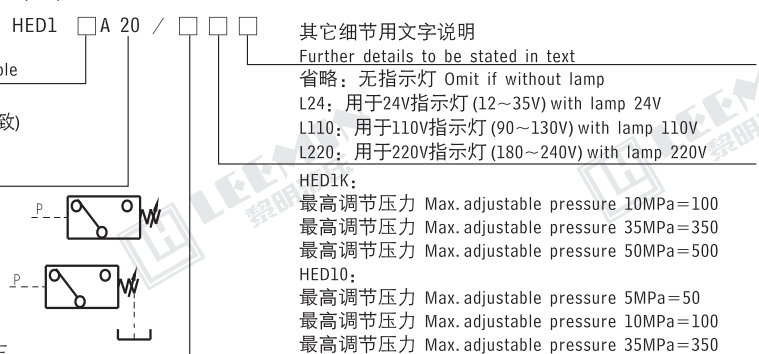
(二) 技术参数 TECHNICAL DATA

使用介质 Medium		矿物油 Mineral oil			
温度范围 Temp.range(℃)		-20～+80			
粘度范围 Viscosity range(cst)		2.8～380			
切换精度 Change over accuracy		≦ ±2%压力设定值 Setting up pressure±2%			
切换频率 Change over frequency	HED1K A	0～300/min			
	HED10 A	0～50/min			
泄油的压力 Release hole pressure (MPa)		0～0.2			
HED1KA…设定范围 Setting up range (MPa)					
额定压力 Rated pressure	最高工作压力 Max.pressure	下降压力 falling down pressure		上升压力 rising pressure	
		最低 Min.	最高 Max.	最低 Min.	最高 Max.
10	60	0.3	9.2	0.6	10
35	60	0.6	32.5	1	35
50	60	1	46.5	2	50
HED10…设定范围 Setting up range (MPa)					
额定压力 Rated pressure	最高工作压力 Max.pressure	下降压力 falling down pressure		上升压力 rising pressure	
		最低 Min.	最高 Max.	最低 Min.	最高 Max.
5	8	0.2	4.5	0.35	5
10	35	0.3	8.2	0.8	10
35	35	0.6	29.5	2	35

(三) 终端接线 CONNECTOR WIRING



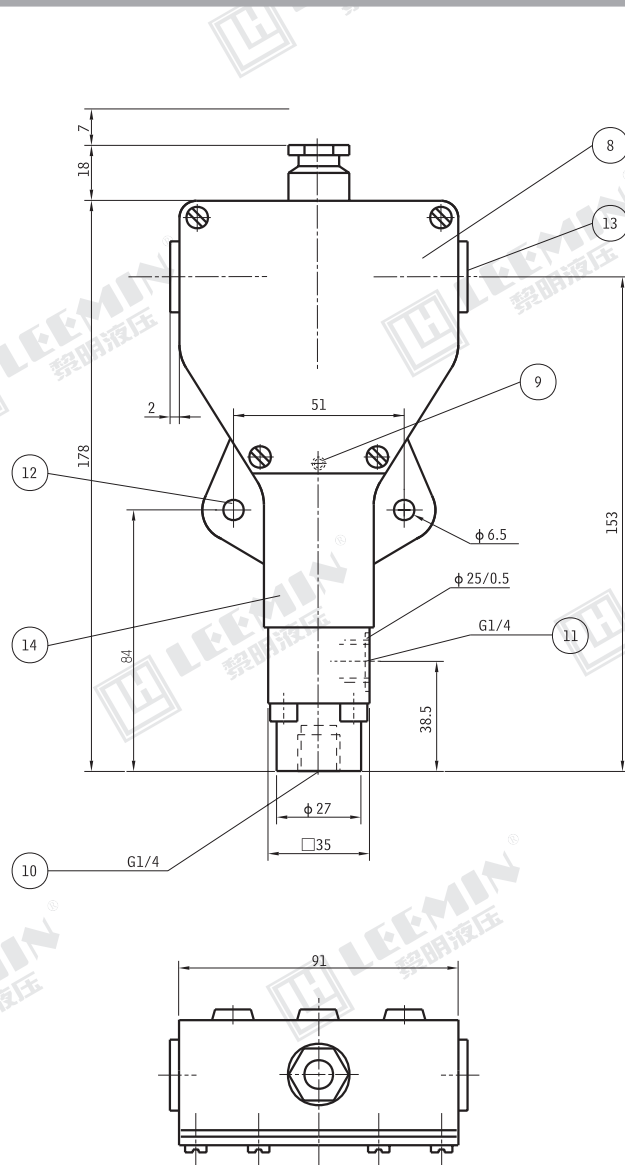
(四) 型号说明 MODEL CODE





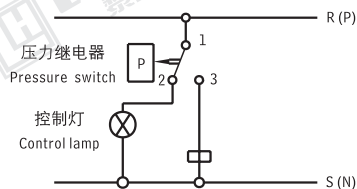
LEEMIN
黎明液压

(五)外形尺寸 SIZE

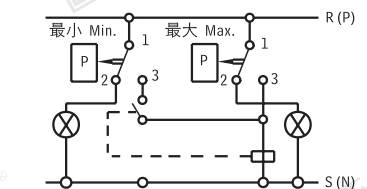


- 8 铭牌 Mark plate
- 9 固定调节螺钉的无头螺钉
Fixing screw for adjusting screw
- 10 压力油口 P
Pressure hole P
- 11 供选的泄油口 L
Release hole L
- 12 固定孔
Fixing hole
- 13 由插头PG11连接的电插座
Electrical outlet connected with plug Pg11
- 14 插装件总成，能转90°
Plug-in unit, can be rotated 90°

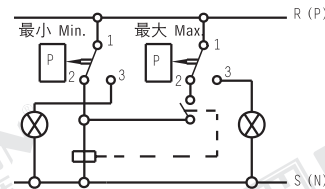
(六)图形符号 SYMBOL



单开关
One switch
(1 × HED1)



带常开触点差动开关
With differential switch of open contact relay
(2 × HED1)



带常闭触点差动开关
With differential switch of close contact relay
(2 × HED1)