



LEEMIN
黎明液压

SLLF系列双筒润滑过滤器

SLLF DUPLEX LUBRICATION FILTER SERIES

(一) 简介

SLLF双筒过滤器是由两只单筒过滤器及二位六通换向阀组成，结构简单、使用方便，并带有旁通阀及滤芯污染堵塞发讯器，以达到保护系统安全的目的。

本过滤器配有永久磁铁，可滤除油液中1微米以上的铁磁性颗粒。

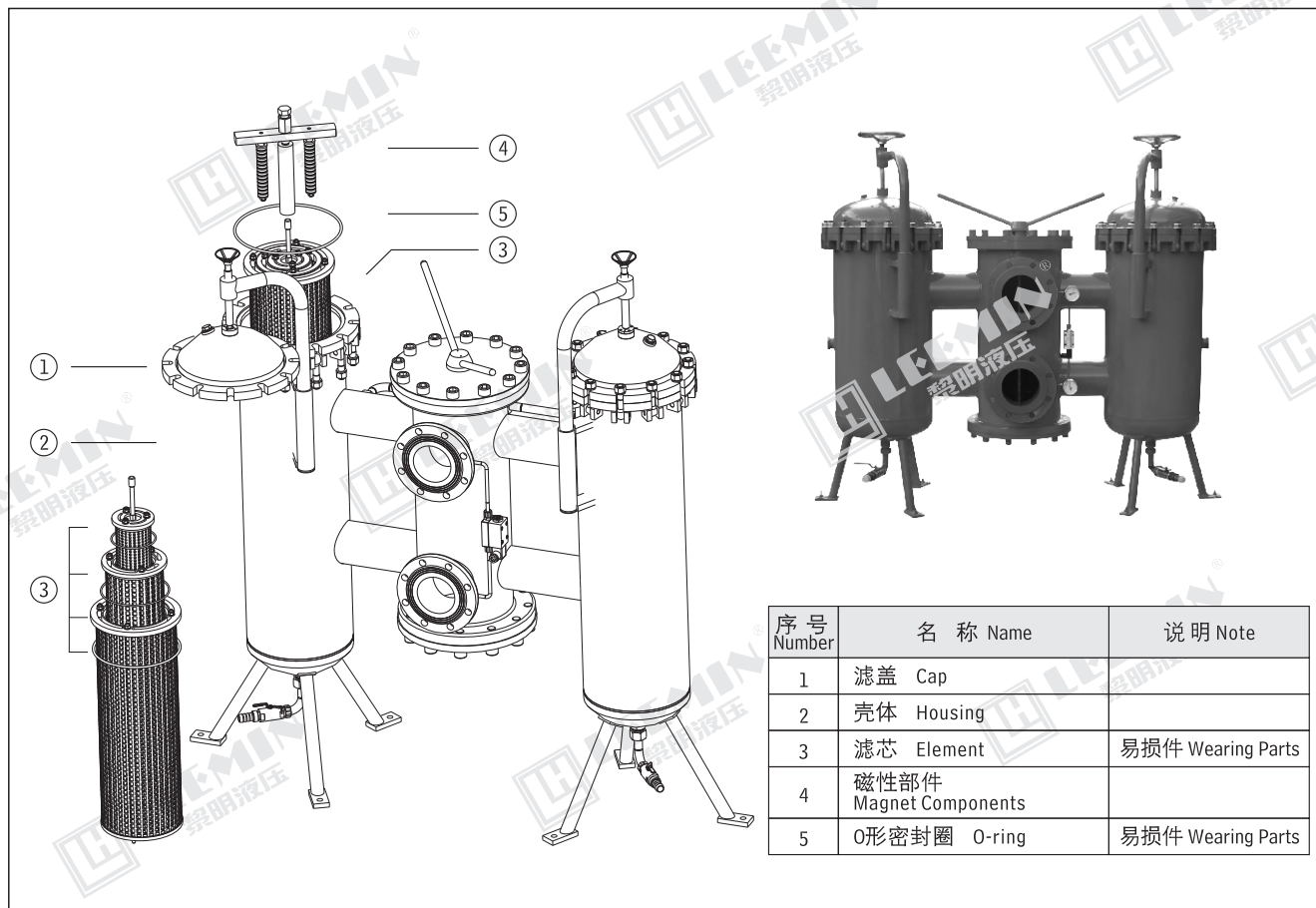
它的特点是当一只过滤器滤芯堵塞需更换或清洗时，不需要停止主机工作，只要打开压力平衡阀并转动换向的滤芯，滤芯为组合型，使清洗更换滤芯更方便。需更换滤芯侧过滤筒，允许少量内泄漏。

本过滤器适用于重型机械，矿山机械，冶金机械等稀油润滑系统。

INTRODUCTION

SLLF series filter is composed of two single bowl filters and one 2-position 6 way directional valve. It is simple in construction and easy to use. There is a by-pass valve and two contamination indicators in it, for protecting the lubricating system safety.

The feature of this filter allows continuous operation even if the clogged element needs replacing for a clean one. After opening the balance valve and then turning the directional valve, the other filter will begin to work in the lubricating system; the clogged element should be changed at that time. This series filter is used in lubricating systems of heavy duty, mining and metallurgical machines.



序号 Number	名称 Name	说明 Note
1	滤盖 Cap	
2	壳体 Housing	
3	滤芯 Element	易损件 Wearing Parts
4	磁性部件 Magnet Components	
5	O形密封圈 O-ring	易损件 Wearing Parts

(二)型号说明 MODEL CODE

SLLF - □ × □ P

双筒润滑过滤器 Duplex lubrication filter

口径 Dia. (mm)

E:电子模拟发讯器 Electronic analog indicator
P:带CMS型发讯器 with CMS indicator
省略: 不带发讯器 Omit if without indicator

过滤精度 Filtration accuracy(μm)

注: 用户订购过滤器需配【电子模拟发讯器】时, 请与我公司技术部联系。



LEEMIN
黎明液压

(三)技术参数TECHNICAL DATA

1、过滤器的公称压力 Pressure class: 1.6MPa 2、发讯压差(滤芯清洗压降≤)Indicatcr:0.1MPa 3、原始压力损失Initial $\Delta P \leq 0.03$ MPa

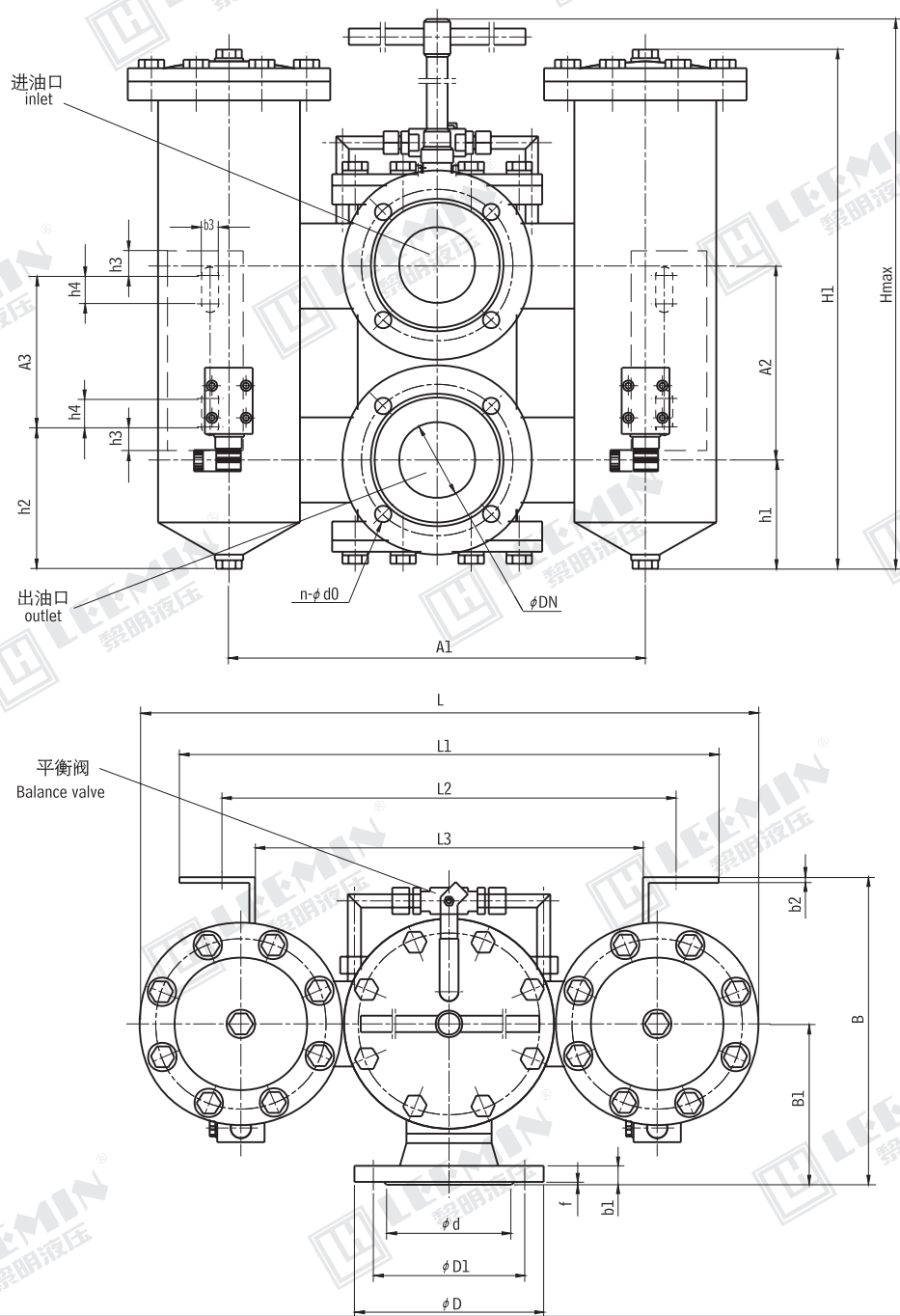
型号 Model	公 称 通 径 Dia. (mm)	过 滤 面 积 Filter surface (m²)	运 动 粘 度 等 级 Class of kinematic viscosity										重 量 Weight (Kg)
			N46		N68		N100		N150		N460		
			过 滤 精 度 Filtration accuracy(μ m)										
			80	120	80	120	80	120	80	120	80	120	
			通 过 能 力 Flow(L/min)										
SLLF-32 × *P	32	0.08	130	310	120	212	63	151	29	69	19	49	55
SLLF-40 × *P	40	0.21	330	790	305	540	160	384	72	175	48	125	85
SLLF-50 × *P	50	0.31	485	1160	447	793	250	565	107	256	69	160	115
SLLF-65 × *P	65	0.52	820	1960	760	1340	400	955	180	434	106	250	152
SLLF-80 × *P	80	0.83	1320	3100	1200	2150	630	1533	288	695	170	400	480
SLLF-100 × *P	100	1.31	1990	4750	1840	3230	1000	2310	436	1050	267	630	630
SLLF-150 × *P	150	3.30	5000	12000	4650	8130	2520	5840	1094	2660	679	1600	870
SLLF-200 × *P	200	6.00	9264	22140	8568	15114	4620	10788	2034	4908	1254	2898	980

注：如需单筒润滑过滤器资料，请与我公司技术开发部联系。



LEEMIN
黎明液压

(四)安装外形尺寸 MOUNTING SIZE

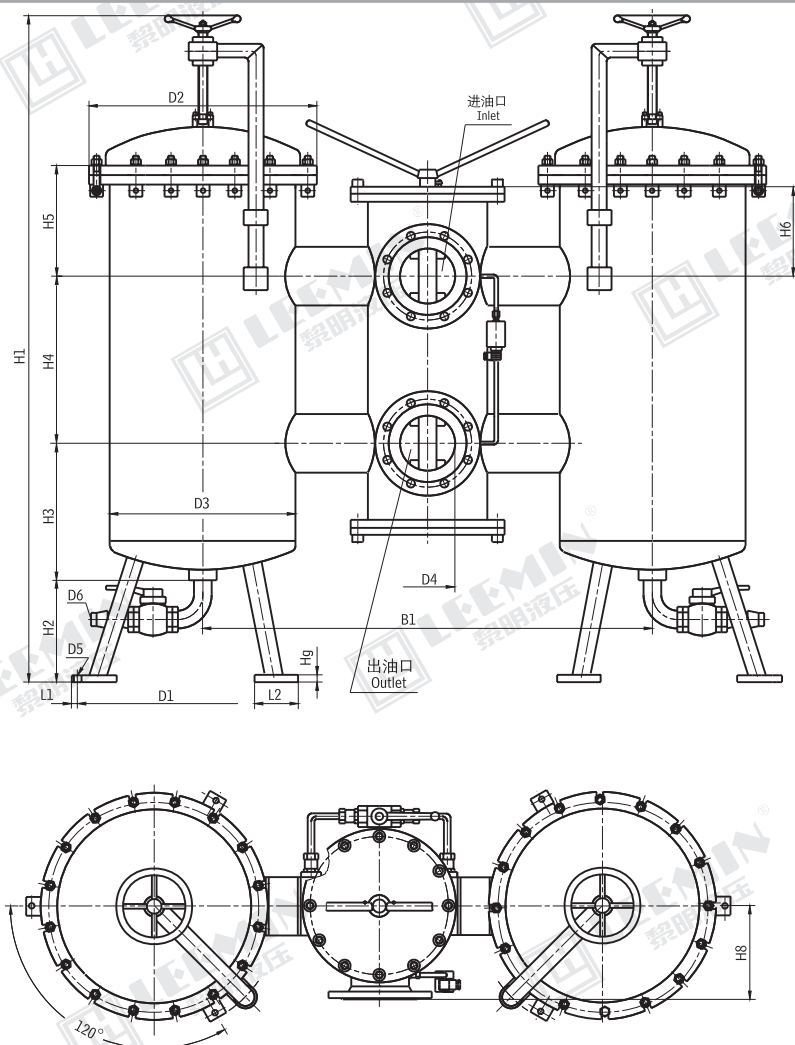


单位Unit:mm

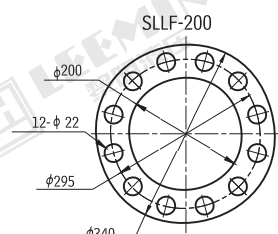
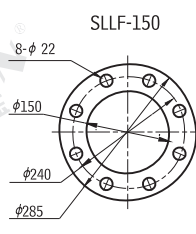
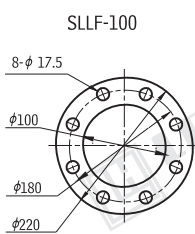
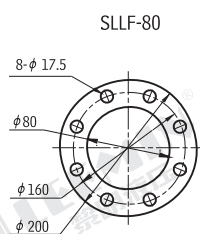
型 号 Model	DN	D	D1	d	n	d0	f	b1	A2	h1	B1	B	L1	L2	L3	b2	h2	h3	h4	A3	b3	L	A1	H	H1
SLLF-32 × *P	32	140	100	78	4	17.5	2	16	145	90	130	254	380	340	280	6	90	20	30	120	14	486	310	395	368
SLLF-40 × *P	40	150	110	88	4	17.5	3	16	205	197	170	325	520	480	410	6	172	25	30	160	18	654	440	872	630
SLLF-50 × *P	50	165	125	102	4	17.5	3	18	225	132	190	360	630	560	470	6	130	30	40	300	22	884	520	840	609
SLLF-65 × *P	65	185	145	122	4	17.5	3	18	225	311	190	360	630	560	470	6	309	30	40	300	22	884	520	1019	728



LEEMIN
黎明液压



外接法兰连接尺寸 External connecting flange



单位Unit:mm

型 号 Model	B1	D1	D2	D3	D4	D5	D6	H1	H2	H3	H4	H5	H6	H8	H9	L1	L2
SLLF-80 × *P	840	450	340	264	80	14	21	1400	250	390	205	230	100	170	12	20	80
SLLF-100 × *P	900				100		1550	380		150	200		29	100			
SLLF-150 × *P	1125	555	500	412	150	18	32.4	1600		395	365		225	265		29	100
SLLF-200 × *P	1280	600	610	516	200	23		1700			435		250	225	325	18	31